

Term 2

STUDENT'S BOOK
3

WE CAN!

Yoko Matsuka and Glenn McDougall



وزارة التعليم
Ministry of Education
2023 - 1445

Mc
Graw
Hill

We Can! Student's Book 3

We Can! Copyright © 2009 by McGraw-Hill Education

Adaptation Copyright © 2024 by McGraw-Hill Education (UK) Limited

Published by arrangement with McGraw Hill LLC

ALL RIGHTS RESERVED. NO PART OF THIS BOOK MAY BE REPRODUCED OR TRANSMITTED IN ANY FORM OR BY ANY MEANS, ELECTRONIC OR MECHANICAL, INCLUDING PHOTOCOPYING, RECORDING OR BY INFORMATION STORAGE AND RETRIEVAL SYSTEMS, WITHOUT PERMISSION IN WRITING FROM MCGRAW HILL.

ISBN: 9781398939752

Series consultant: Mayumi Tabuchi

Project manager: Judy MacDonald, **Development editor:** Steve Longworth, **Editor:** Anne Tseng

Production manager: Alfonso Reyes, **Designers:** Peter Shaw and Kate Vandestadt

© 2024. Exclusive rights by McGraw-Hill Education (UK) Limited for manufacture and export. This book cannot be re-exported from the country to which it is sold by McGraw-Hill Education (UK) Limited.

Photo Credits

SB: iii (t)©Tatweer Co. for Educational Services; **2** (tr)©Dimedrol68/Shutterstock; **9** (1)©Craig Lambert Photography/Shutterstock, (2)©PhotoAlto sas/Alamy Stock Photo, (3)©NAN/Alamy Stock Photo, (4)©LAMB/Alamy Stock Photo, (5)©Science Photo Library/Alamy Stock Photo, (6)©Naluphoto/YAY Media AS/Alamy Stock Photo; **13** (t)©Image Source/Jon Feingersh Photo, (tc)©Kaiskynt Studio/Shutterstock, (tr)©Carlos Santa Maria/carlosphotos/123RF, (b)©acceptphoto/123RF, (bc)©Fancy Collection/SuperStock, (br)©Spiroview Inc/Shutterstock; **20** (t-b)©Tatweer Co. for Educational Services, (2)©krsmanovic/Shutterstock, (3)©Kuznetsov Alexey/Shutterstock, (4)©Master1305/Shutterstock, (5)©PR Image Factory/Shutterstock, (6)©Hi Brow Arabia/Alamy Stock Photo, (7)©Stenko Vlad/Shutterstock, (8)©Tatweer Co. for Educational Services; **22** (t)©Hans Geel/Shutterstock, (tc)©Alexander Rath/Shutterstock; **24** (l-r, t-b)©De Visu/Shutterstock, (2)©Crystal Eye Studio/Shutterstock, (3)©prykhodov/123RF, (4)©Sergey Novikov/Shutterstock, (5)©wandee007/123RF, (6)©William Berry/Shutterstock, (7)©prochasson frederic/Shutterstock; **28** (l-r, t-b)©Lucky Business/Shutterstock, (2)©Alizada Studios/Shutterstock, (3)©Benjamin B/Shutterstock, (4)©Rob Hainer/Shutterstock, (5)©Ruta Production/Shutterstock, (6)©PongMojji/Shutterstock, (7)©GenOMart/Shutterstock, (8)©Sergio33/Shutterstock, (9)©ronstik/Shutterstock, (10)©Hi Brow Arabia/Alamy Stock Photo; **30** (t-b)©Kutlayev Dmitry/Shutterstock, (2)©Jon Schulte/Shutterstock, (3)©Zhax/Shutterstock, (4)©Thitiwat.Day/Shutterstock; **31** (t-b)©London Live/Shutterstock, (2)©DUSAN ZIDAR/Shutterstock, (3)©etorres/Shutterstock; **32** (t-b)©Tatweer Co. for Educational Services, (2)©Kite_rin/Shutterstock, (3)©Kletr/Shutterstock, (4)©Zurijeta/Shutterstock, (5)©Hi Brow Arabia/Alamy Stock Photo; **33** (cr)©alsanqer abduallah H/Shutterstock; **36** (12)©Standard Studio/Shutterstock; **39** (cr)©Sergio Sergio/Shutterstock; **40** (l-r, t-b)©CHOKCHAI POOMICHAIA/Shutterstock, (2)©Madrolly/Shutterstock, (6)©Alexander Demyanenko/Shutterstock, (8)©Glow Images/PunchStock; **41** (3)©LoopAll/Shutterstock, (16)©Eric Isselee/Shutterstock.

WB: 58 (1)©LAMB/Alamy Stock Photo, (2)©Talvi/Shutterstock, (3)©Jupiterimages/Media Bakery, (4)©jamesteohart/Shutterstock, (6)©Winston Link/Alamy Stock Photo, (7)©Science Photo Library/Alamy Stock Photo, (8)©MarcoFood/Shutterstock, (9)©PhotoAlto sas/Alamy Stock Photo, (10)©Pixtal/age fotostock, (11)©Brain light/Alamy, (12)©NAN/Alamy Stock Photo, (br)©Corbis/Alamy Stock Photo; **62** (1)©Fotoinfot/Shutterstock, (2)©Image Source/Jon Feingersh Photo, (3)©Tatweer Co. for Educational Services, (4)©Con Tanasiuk/Getty Images, (5)©Carlos Santa Maria/carlosphotos/123RF; **64** (1)©Ebtikar/Shutterstock, (2)©Tatweer Co. for Educational Services, (3)©Ahmad Ihsan/Shutterstock, (4)©Tatweer Co. for Educational Services; **70** (l-r, t-b)©Tatweer Co. for Educational Services, (2)©Master1305/Shutterstock, (3)©Ken Karp/McGraw-Hill Education, (5)©Hi Brow Arabia/Alamy Stock Photo, (6)©Romrodphoto/Shutterstock, (7)©Kuznetsov Alexey/Shutterstock, (8)©krsmanovic/Shutterstock; **73** (l-r, t-b)©De Visu/Shutterstock, (2)©Crystal Eye Studio/Shutterstock, (3)©prykhodov/123RF, (4)©wandee007/123RF, (5)©Sergey Novikov/Shutterstock, (6)©William Berry/Shutterstock; **79** (t-b)©Kutlayev Dmitry/Shutterstock, (2)©Jon Schulte/Shutterstock, (3)©Zhax/Shutterstock, (4)©Thitiwat.Day/Shutterstock; **81** (1)©Tatweer Co. for Educational Services, (2)©Kletr/Shutterstock, (4)©Zurijeta/Shutterstock; **82** (cr)©Ian Cramman/Shutterstock.




Ministry of Education www.mheducation.com

2023 - 1445



Contents



Student's Book		
Unit 1	Yesterday and Today	2
Unit 2	Jobs	10
Unit 3	Fun on the Weekend	18
Unit 4	Life's Ups and Downs	26
Phonics Practice		34
Picture Dictionary		42
Word List		46
Audio Track Lists		47
Objectives		48
Workbook		49

وزارة التعليم

Ministry of Education

2023 - 1445

Syllabus

Unit and Topic	Finding Out Time	Grammar in Action
1 Yesterday and Today	<p>What time do you get up in the morning? I usually get up at ...</p> <p>What time did you get up yesterday? Yesterday, I got up at ...</p> <p>What time do you go to bed? I usually go to bed at ...</p> <p>What time did you go to bed yesterday? Yesterday, I went to bed at ...</p>	<p>get up/got up, eat lunch/ate lunch, come home/came home, do my homework/did my homework, take a bath/took a bath, go to bed/went to bed usually, yesterday</p>
2 Jobs	<p>What does your dad do? He's a (pilot).</p> <p>What does your mom do? She's a (teacher).</p>	<p>Who's he/she? What does he/she do? Where does he/she work? Who are they? What do they do? Where do they work? a train station, a space station, a hospital, a restaurant, a fast food restaurant</p> <p>Chant: <i>Space Station Crew</i></p>
3 Fun on the Weekend	<p>What did you do over the weekend? I cleaned my room. You practiced on the trampoline. He watched a DVD about sharks. He kicked a ball for three hours. They played computer games. Fahad studied for six hours. Ali cooked a big breakfast. Noura stayed home. That's boring / great / scary / okay / fantastic.</p>	<p>Chant: <i>Past Tense Regular Verb Chunks</i></p> <p>I / you / he / she / we / you / they practice / practiced, watch / watched, cook / cooked, kick / kicked, clean / cleaned, stay / stayed, play / played, study / studied</p>
4 Life's Ups and Downs	<p>What good / bad things happened to you (last year)? I won (a table tennis game) / got (first place) / was (team captain) / made (a rocket) / saw (a rainbow) / caught (a cold) / broke (my leg). We lost a (football match) / were (stuck in an elevator). My dad had (an operation). Congratulations! So did I. How nice! Sorry about that. How scary!</p>	<p>Chant: <i>Past Tense Irregular Verb Chunks</i></p> <p>win / won, lose / lost, get / got, am, is / was, make / made, see / saw, catch / caught, have, has / had, break / broke, are / were</p>



وزارة التعليم

Ministry of Education

2023 - 1445

Rhythms and Reading	Phonics	Phonics Practice
Chant: <i>What Time Do You Do It?</i> jump out of bed, brush my teeth, eat my lunch, meet my friends, finish school, ride my bike home, jump into bed, dream a lot	Sounds: nk, ng, ck think, ring, rock, clock, drink, spring, ink, thick, back, swing, wing	Phonics: Words with ng, ck, and g Rhyme: <i>He's Going Camping</i> Words with ng, ck Rhyme: <i>To the Market</i>
Chant: <i>Jobs</i> When I grow up, I want to be (a baker), designer, TV star, scientist, writer, doctor, presenter, teacher	Sounds: kn, gh/ final s: /z/, /s/, /iz/ right, knob, knee, knock, light, knife, night reads, walks, teaches, sleeps, eats, brushes, comes, washes, cleans, folds, goes, plays, watches, runs, catches	Phonics: Words with silent g, gh, k, h Words with silent letters
How much flour / How many tomatoes? We have some / We don't have any ... Ordering in a Restaurant	Sounds: nd, nt sand, hand, stand, land, around, tent, paint, plant Chant: <i>Golden Sand in the Sun</i> Dialogue: <i>In the Shopping Mall</i>	Long Vowels a_e, e_e, i_e, o_e, u_e
Chant: <i>My Brother Khaled</i> <i>What did they cook?</i>	Sounds: f, ph, gh frog, friends, fun, funny, phone, photo, elephant, laugh, enough, tough Chant: <i>Enough!</i> Story: <i>A Fun Day</i>	Polite Vowels ai, -ay, ea, ee, -ey, -ie, oa, -oe, -ow, ui, -ue



Unit 1 Yesterday and Today

Finding Out Time



1 Listen and practice saying the times.



2 Small Talk: Ask your partner and get the real answers.



1. What time do you get up in the morning?

I usually get up at .

2. What time did you get up yesterday?

Yesterday, I got up at .

3. What time do you go to bed?

I usually go to bed at .

4. What time did you go to bed yesterday?

Yesterday, I went to bed at .

Challenge Time!

3 Can you interview your teacher and friends?



Name	Usually	Yesterday
Teacher	:	:
Friend 1	:	:
Friend 2	:	:

I Can ...

- tell the time from one o'clock to twelve o'clock (on the hour).
- ask about bedtime using *usually* and *yesterday*.



Grammar in Action

1 Listen and practice saying the words in pairs.



Person A

1. get up
2. eat lunch
3. come home
4. do my homework
5. take a bath
6. go to bed

Person B

- got up
- ate lunch
- came home
- did my homework
- took a bath
- went to bed



2 Listen, point, and chant.



	usually	yesterday
1. 	get up	got up
2. 	eat lunch	ate lunch
3. 	come home	came home
4. 	do my homework	did my homework
5. 	take a bath	took a bath
6. 	go to bed	went to bed

Challenge Time!

3 What Time Is It?



Can you listen to the sentences and point to the time on the clocks?

- 1.
- 2.
- 3.
- 4.
- 5.
- 6.
- 7.
- 8.
- 9.
- 10.
- 11.
- 12.

I Can ...

- say two past tense sentences using *yesterday*.
- look at a clock and say what time it is.






Rhythms and Reading

1 Listen, chant, and do.



What Time Do You Do It?

At six o'clock,
I jump out of bed
And brush my teeth.
At one o'clock,
I finish school
And ride the bus home.
At two o'clock,
I eat my lunch
And meet my friends.
At ten o'clock,
I jump into bed
And dream a lot!



2 Point and read by yourself.

Challenge Time!

3 Action Game




Can you mime what you do at these times?




a quarter past seven


At a quarter past seven, I jump out of bed!



half past twelve



three o'clock



a quarter to nine

I Can ...

- chant the *What Time Do You Do It?* chant.
- point to and read the *What Time Do You Do It?* chant by myself.





Phonics

1 Listen, point, and say.



1. 
think

2. 
ring

3. 
rock

2 Listen, number, and write nk, ng, or ck.




3 clo ck 

___ dri ___ 

___ spri ___ 

___ i ___ 

___ thi ___ 

___ ba ___ 

___ swi ___ 

___ wi ___ 



Advice Time

Early to sleep, early to rise, makes you healthy and wise.



Challenge Time!

3 Can you write the words beside the pictures?



1. Is this a  _____ ?
Yes, it is.

2. Do you like  _____ ?
Yes, I do.

3. Is he on the  _____ ?
Yes, he is.

4. Can you call me on the  _____ ?
Okay.

5. Do you like  _____ ?
Yes, I do.

6. Do you see a  _____ ?
Yes, I do.

I Can ...

- say, spell, and write words that end in ng; spring, nk; think, ck; clock.
- write one word starting with each of the following, sh, ch, ph, and wh, and read them.



Unit 2 Jobs

Finding Out Time


1 Listen and practice the words.



1. astronaut



2. reporter



3. architect



4. pilot



5. nurse



6. engineer



7. cook



8. diver



9. teacher



10. computer technician



11. firefighter



12. businessman



13. housewife



14. lawyer



15. doctor

2 Small Talk: Ask your partner and get the real answers.



1. What does your dad do? He's a (an) .

2. What does your mom do? She's a (an) .

Challenge Time!

3 Can you interview your friends?



Name	Dad or Mom's name	His or her job
Friend 1		
Friend 2		
Friend 3		



I Can ...

- do an interview about jobs with a partner.
- say my dad's job.





Grammar in Action

1 Listen and chant in pairs.



Space Station Crew



Who's he? He's Abdullah.

What does he do? He's the pilot.

Where does he work? In a station.

In the train station? No, in the space station!

Who's he? He's Faisal.

What does he do? He's a doctor.

Where does he work? In a hospital.

In the city hospital? No, in the space hospital.



Who are they? They're Ali and Omar.

What do they do? They're the cooks.

Where do they work? In a restaurant.

In the fast-food restaurant?

No, in the space restaurant.



Challenge Time!

2 What Do They Do?



Can you listen and match jobs and places? Then answer 3.

1. Their jobs



2. Where they work



3. What they do. Number in the correct order.

- They put out fires.
- They fly planes.
- He helps sick people.

I Can ...

- chant the *Space Station Crew* chant.
- say two jobs and what they do.





Rhythms and Reading

1 Listen, chant, and do.



Jobs

When I grow up,
I want to be a designer.

When I grow up,
I want to be a baker.

When I grow up,
I want to be a TV reporter.

When I grow up,
I want to be a scientist.

When I grow up,
I want to be a writer.

When I grow up,
I want to be a doctor.

When I grow up,
I want to be a presenter.

When I grow up,
I want to be a teacher.



2 Point and read by yourself.

Challenge Time!


3 Job Guessing Game



Listen, circle the answers, and guess what Saeed wants to be. Ask and answer with a partner.



	Saeed	Your friend
1. Where do you want to work?	in my country in different countries	_____
2. What do you want to do?	I want to travel and meet people. I want to live in the city and work in an office.	_____
3. Do you want to learn many languages?	Yes No	_____
4. Are you planning to study?	Yes No	_____
5. Do you like to travel?	Yes No	_____
6. Do you like to help people?	Yes No	_____



I Can ...


- point to and read the *Jobs* chant by myself.
- talk about what someone wants to be when he/she grows up.






Phonics

1 Listen, say, and match. Then write **kn** or **gh**.



ri _ _ t



_ _ ob



_ _ ee



_ _ ock

kn



li _ _ t

gh



_ _ ife



ni _ _ t

2 Listen, say, and number. Then read.



1	2	3
/z/	/s/	/iz/
reads	walks	teaches

sleeps 2 eats _____ brushes _____ comes _____
 washes _____ cleans _____ folds _____ goes _____
 plays _____ watches _____ runs _____ catches _____

Advice Time

Winners work hard.



Challenge Time!

3 Listen and point to the numbers. Then chant.



One Thousand Stars

I like to count the stars at night.

Ten at a time,

Ten, twenty, thirty,

Forty, fifty, sixty,

Seventy, eighty, ninety,

ONE HUNDRED!

Let's count together!

A hundred at a time!

One hundred, two hundred,

Three hundred, four...


Four hundred, five hundred,

Six hundred, seven...

Seven hundred, eight hundred,

Nine hundred...

ONE THOUSAND stars at night!



I Can ...

- spell and write words with kn; knife, gh; night and verbs ending in s or es.
- count up to one thousand.





Unit 3 Fun on the Weekend

Finding Out Time


1 Listen and practice. Then do it in pairs.



Regular Verbs

1. I **cleaned** my room.
2. You **practiced** on the trampoline.
3. He **watched** a DVD about sharks.
4. He **kicked** a ball for three hours.
5. They **played** computer games.
6. Fahad **studied** for six hours.
7. Ali **cooked** breakfast.
8. Noura **stayed** home.

That's boring.
That's great!
That's scary!
That's okay.
That's great!
That's fantastic!
That's great!
That's boring.



Challenge Time!

2 Ask, Listen, and Comment



1. Practice the comments.

1. That's fantastic!
2. That's great!
3. That's okay.
4. That's boring.
5. That's scary!



2. Sit in a circle. Ask, answer, and make comments.



I Can ...

- ask a partner about his or her weekend and get the answers.
- listen to someone's answer about what he or she did over the weekend and make a comment.





Grammar in Action

1 Listen and practice.



I practiced	We practiced
You practiced	You practiced
He / She practiced	They practiced



2 Listen and chant *Past Tense Regular Verb Chunks*.



1. practiced, practiced → I **practiced** my English.
2. watched, watched → You **watched** a DVD.
3. cooked, cooked → She **cooked** breakfast.
4. kicked, kicked → He **kicked** a ball.
5. cleaned, cleaned → They **cleaned** the house.
6. stayed, stayed → We **stayed** at home.
7. played, played → You **played** outside.
8. studied, studied → You **studied** a little.



3 Listen and practice. Then do it in pairs.



Regular Verbs	
for ed say / t /	for ed say / d /
practice - practiced	clean - cleaned
watch - watched	stay - stayed
cook - cooked	play - played
kick - kicked	study - studied



Challenge Time!

4

Verb Game

Can you write and play the Verb Game and beat a partner?



Verb Game 1 (practice)

cooked	practiced	played
watched	kicked	studied
☆	cleaned	stayed



Verb Game 2

I Can ...

- say the past form of six regular verbs.
- say two things that I did over the weekend.





Rhythms and Reading



How much flour /
How many tomatoes ...?
We have some /
We don't have any ...

1 Listen and read. Circle the answers in the chart.



How much flour do we need?

2 cups of flour

How many tomatoes do we need?

4 tomatoes

WE NEED	HOW MUCH		HOW MANY	WE HAVE/ WE DON'T HAVE	
flour	1 cup	2 cups		YES	NO
oil	½ a cup	1 cup		YES	NO
cheese	1 cup	3 cups		YES	NO
tomatoes			4	6	YES NO
peppers			2	3	YES NO
mushrooms			10	8	YES NO



Why don't we make a pizza?

We have some flour, but we don't have any oil.

2 Listen and circle YES or NO in the chart. Practice in pairs.

3 Write two sentences with *some*, *any*, and *but*.

We have _____ but we don't have _____.

We _____ but _____.

Challenge Time!

4 Ordering in a Restaurant



Can you be a waiter or waitress and take an order from a partner?

RESTAURANT LA PHONICS

<p>APPETIZERS</p> <p> Leek soup</p> <p> Blue cheese</p>	<p>MAIN COURSE</p> <p> Spaghetti with meat sauce</p> <p> Seafood spaghetti</p>
<p>SIDE DISHES</p> <p> French fries</p> <p> Green salad</p>	<p>DESSERTS</p> <p> Ice cream</p> <p> Fruit salad</p>
<p>DRINKS</p> <p> Honey tea</p> <p> Green tea</p>	<p>TODAY'S SPECIAL</p> <p> Turkey mayonnaise</p>



What would you like?

I'd like ... , please.

Sure. Just a moment.

I Can ...

- ask and answer questions with *How many* and *How much* and make sentences with *some* and *any*.
- read an English menu and order at a restaurant.



Phonics

1 Listen, read, and practice.



sand



tent

2



Listen and check (✓) *nd* or *nt*. Then complete the words.

		nd	nt
	ha _ _	✓	
	pai _ _		

		nd	nt
	sta _ _		
	pla _ _		

3 Listen and circle the words ending in *nd* and *nt*. Then chant.



There is sand all around, There is sand in my hand. Golden sand in the sun!	There's a tent on the land, There's a tent on the sand. Golden sand in the sun!
---	---

Advice Time

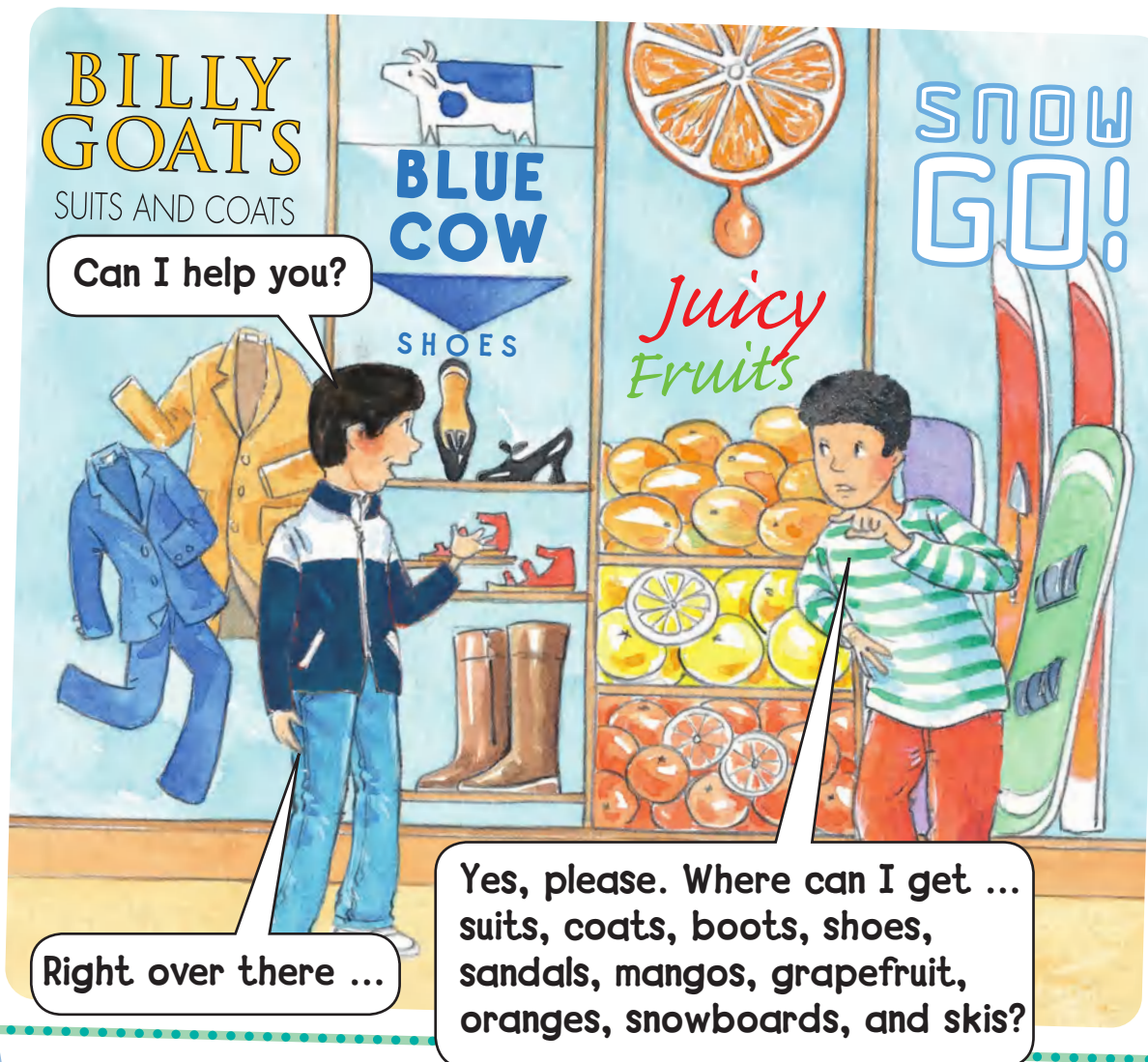
Actions speak louder than words.

Challenge Time!

4 In the Shopping Mall



Can you be an information person and show a partner the right store?



I Can ...

- say, read, and write words ending in *nd* and *nt*.
- read English store signs in town.



Unit 4 Life's Ups and Downs

Finding Out Time

1 Listen and practice. Then test a partner.

What good / bad things happened to you last year?

Irregular Verbs



Good Things

1. I **won** a table tennis game 21 to 3.
2. I **got** first place in a race.
3. I **was** team captain.
4. I **made** a rocket.
5. I **saw** a rainbow.

Bad Things

6. We **lost** a football game 8 to 0.
7. I **caught** a cold.
8. My dad **had** an operation.
9. I **broke** my leg.
10. We **were** stuck in an elevator.




Challenge Time!

2 Ask, Listen, and Comment



1. Can you ask a question?



2. Can you listen to the answer and then make a comment?

1. Congratulations!
2. So did I.
3. How nice!
4. Sorry about that.
5. How scary!

I Can ...

- talk about a good or a bad thing that happened to me in the past.
- quickly make comments about what happened in the past.





Grammar in Action

1 Listen and practice.



I won	We won
You won	You won
He / She won	They won



2 Listen and chant *Past Tense Irregular Verb Chunks*.



- lost, lost → I **lost** a tennis match.
- won, won → We **won** a football game.
- got, got → I **got** 200 points in a computer game.
- was, was → I **was** sick.
- made, made → I **made** a tree house.
- saw, saw → I **saw** a rainbow.
- caught, caught → I **caught** a big fish.
- had, had → We **had** a cake.
- broke, broke → I **broke** my glasses.
- were, were → We **were** happy.



3 Listen and practice. Then do it in pairs.



Irregular Verbs	
win - won	see - saw
lose - lost	catch - caught
get - got	have, has - had
am, is - was	break - broke
make - made	are - were



Challenge Time!

4 Verb Game



Can you write and play the Verb Game and beat a partner?

Verb Game 1 (practice)

was	had	made
got	caught	saw
lost	broke	were



Verb Game 2

I want to win! I'm so close.



I Can ...

- say the past form of six irregular verbs.
- say two sentences using past tense irregular verbs.



Rhythms and Reading

1 Listen and read. Then chant.



My Brother Khaled

My brother Khaled
Went to the cupboard,
To find something to eat.
But when he got there,
The cupboard was bare,
And so he had nothing to eat.

He went to the grocer's,
To buy some fruit and milk.
But when he came back,
He was holding
an empty brown bag!
Poor Khaled!



2 Practice in pairs. Then change the verb tense and chant.



went	got	was	had	went	came	was
goes	gets	is	has	goes	comes	is

Challenge Time!

3 What did they cook?



Listen to the chant and circle the words. Can you say what they cooked?

We had some *meat / chicken*,
but we didn't have any *cheese / butter*.

We had some *tomatoes / salad*,
but we didn't have any *macaroni / bread*.

We had some *carrots / onions*,
but we didn't have any *potatoes / apples*.

We had some *rice / flour*,
but we didn't have any *eggs / oil*.

We had some *juice / milk*,
but we didn't have any *mustard / ketchup*.



Change the words and rewrite the chant with a partner. Exchange chants. What can you cook?

Comment on the chant. I think it's boring / interesting / funny / easy / difficult.

I Can ...

- read and write the *My Brother Khaled* chant in the past or present tense and add my own pictures.
- use *some* and *any* in sentences and write a new chant.



Phonics

1 Listen, point, and practice.




f	ph	gh
frog	phone	laugh

2 Listen and circle *f*, *ph*, or *gh*. Then complete the words.



1. ____ riends



f **ph** **gh**

2. ____ oto



f **ph** **gh**

3. ele ____ ant



f **ph** **gh**

4. lau ____



f **ph** **gh**

3 Listen and read. Then chant.



Enough!
Don't laugh!
I know it's tough!
But it's lots of fun!



4 Complete the sentences with the words.

enough photo funny

- No, thank you. I don't want any more. It's _____.
- It's a _____ story. It makes me laugh.
- Can I see your _____? You look really cool!



Advice Time

Enjoy your life and be happy.



Challenge Time!

5 A Fun Day



Read what Mohammed wrote about his day.

Yesterday, we went to an adventure park. Our father drove *us* there.

My sister and I saw some friends from school and played with *them*. Then we went on rides with our parents. It was great fun!

After the rides, Dad got *me* a burger. My sister didn't want one, so he got *her* an ice cream. We were really good, so Dad promised to take *us* again next week. I can't wait!

He saw me / you / him / her
He drove us / them



6 Can you rewrite about Mohammed's day?

Yesterday, Mohammed went to an adventure park. Their father drove them there.

Mohammed and his sister saw ...

After the rides, his father got ...

Your writing is so neat.



I Can ...

- say, read, and write words with *f*, *ph*, and *gh*.
- read and rewrite a short text using *me*, *you*, *him*, *her*, *us*, *them*.



Words with ng, ck, and g

1 Listen, point, and say.

CD3 02



ng
ring



ck
rock



g
rug

2 Listen to the sound and draw a line to the correct letter. Then write the words.

CD3 03



ng ck g



1. bu g

2. sw _ _ _

3. s _ _ _

4. d _ _ _

5. b _ _ _

6. cl _ _ _


7. w _ _ _

8. b _ _

3 Listen, point, and say. Then say and mime.

CD3 04

He's Going Camping



He's going camping.
He's packing his backpack.
His cousins are coming.
To pick him up!
He's packing his socks.
He's taking his books.

His cousins are calling.
He's tying his shoes!
Oh! Where are his keys?
He has to unpack.
And look in the bag!
They're going camping.
He runs out and back!

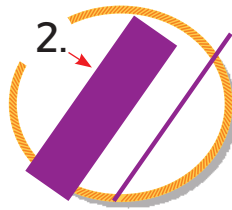
Words with ng, ck

1 Listen and write *-ng* or *-ck*.

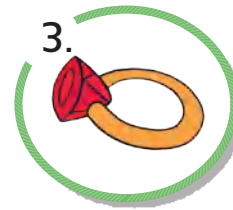
CD3 05



du__ __



thi__ __



ri__ __



ro__ __



wi__ __



ba__ __

2 Read, listen, and say.

CD3 06

To the Market

Monday morning is market day.
 I go to the market for...
 One fish, for two fish,
 Three eggs, for four eggs.
 Five plums, for six plums.
 Seven cookies, for eight cookies.
 Nine pies, for ten pies.
 And bring them back home to eat.

Monday morning was market day.
 I went to the market to buy food.
 But I ate it all.
 Now I have a tummyache!



Words with silent g, gh, k, h

1 Listen, point, and say.

CD3 07




sign




night



knee



whistle



architect

2 Look at the picture, write the word, and circle the silent letter. Then listen and check your answers.

CD3 08

1. /g/ /gh/ /k/ /h/

k _____ nife _____

6. /g/ /gh/ /k/ /h/

k _____

2. /g/ /gh/ /k/ /h/

w _____

7. /g/ /gh/ /k/ /h/

l _____

3. /g/ /gh/ /k/ /h/

w _____

8. /g/ /gh/ /k/ /h/

t _____ n

4. /g/ /gh/ /k/ /h/

s _____

9. /g/ /gh/ /k/ /h/

s _____

5. /g/ /gh/ /k/ /h/

r _____

10. /g/ /gh/ /k/ /h/

s _____

Words with silent letters

1 Listen and complete.

CD3 09

knee wrist catch future station write

Monday, August 31st

Yesterday, my basketball team had a big game. We met at the _____ to go to the tournament.

When I tried to _____ a fly ball, I crashed into another player and fell on the ground.

I twisted my _____ and injured my _____.
It really hurt!

After the game, I went to the hospital. Luckily, I am okay now.

The doctor was very nice, so I will _____ him a thank-you note.

I want to be a doctor or a basketball player in the _____.

2 Number the pictures in the order of what happened.

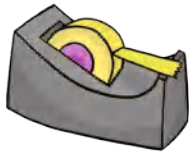


Long Vowels

CD3 10 1 Listen and say.

CD3 11 2 Point and say the key words. Then listen and check.

a_e



tape



snake



cane



gate



bake



name



cake



vase

e_e



Pete




Steve



Eve

i_e



pine



line

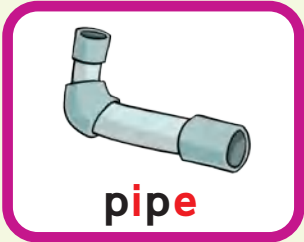


bite





time


Phonics Toolbox		
tap	+ e	= tape
pet	+ e	= Pete
pin	+ e	= pine
hop	+ e	= hope
cub	+ e	= cube



o_e



u_e



3 Practice in pairs. Say and spell the words.


4 Word Race. Write as many words as you can with Long Vowels.

Polite Vowels

CD3 12 1 Listen and say.

CD3 13 2 Point and say the key words. Then listen and check.


ai



-ay



ea



ee



-ey



-ie



oa



-oe



-ow



ui



-ue



Word Race. Write as many words as you can with Polite Vowels.

Picture Dictionary



architect p10



astronaut p10



break (broke)
p26



brush my teeth p6



businessman
p10



catch a cold p26



come home
p4



computer
technician p10



cook p10



cooked (cook)
p18



doctor p10



engineer p10



fantastic p18



firefighter p10



get first place p26



get up p2



go to bed p2



great p18



have an operation p26



jump into bed p6



jump out of bed p6




kick the ball p18



knife p16



knock p16



knob p16



lawyer p10



lose a game
p26



make a rocket
p26



meet my friends
p6



nurse p10

1000

one thousand
p17




pilot p10



play computer
games p18



reporter p10



ride the bus
home p6



see a rainbow
p26



stay home p18



stuck in an elevator p26



studied (study) p18



table tennis p27



take a bath p4



teacher p10



team captain p26



trampoline p18

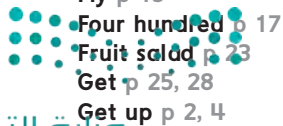


win (a prize) p26



Word List

- After p 33, 37
Architect p 10, 36
Astronaut p 10
Ate p 4, 35
Baker p 14
Bare p 30
Basketball p 37
Big p 19, 28, 37
Blue cheese p 23
Boots p 25
Boring p 18, 19, 31
Break p 28
Breakfast p 18, 19, 20
Broke p 26, 28, 29
Brother p 30, 31
Brush my teeth p 6
Businessman p 10
Came p 4, 30
Catch p 16, 28, 37
Caught p 26, 28, 29
Cheese p 22, 31, 40
City p 12, 15
Cleaned p 18, 20, 21
Come home p 4
Computer technician p 10
Congratulations! p 27
Cook p 10, 20, 31
Cooked p 18, 19, 20, 31
Countries p 15
Country p 15
Crew p 12
Cupboard p 30
Day p 33, 35, 40
Designer p 14
Diver p 10
Dish p 23
Do my homework p 4
Doctor p 10, 12, 14, 37
Dream a lot p 6
DVD p 18, 20
Early p 8
Eat p 4, 6, 30
Eat Lunch p 4
Eggs p 31
Eight hundred p 17
Elevator p 26
Engineer p 10
English p 20, 23, 25
Fantastic p 18, 19
Firefighter p 10
First place p 26
Five hundred p 17
Fly p 13
Four hundred p 17
Fruit salad p 23
Get p 25, 28
Get up p 2, 4
Go to bed p 2, 3, 4
Goes p 16, 30
Got p 26, 28, 29, 30, 33
Got up p 2, 4
Globe p 39
Grapefruit p 25
Great p 18, 19, 33
Green tea p 23
Had p 26, 28, 29, 30, 31, 37
Healthy p 8
Help people p 15
Her p 11, 19
His p 11, 19, 33
Housewife p 10
How p 27
How many p 22, 23
Jump into bed p 6
Jump out of bed p 6, 7
Kicked p 18, 20, 21
Knife p 16, 17
Knob p 16
Knock p 16
Last month p 27
Last week p 27
Last year p 27
Laugh p 32
Lawyer p 10
Leek soup p 23
Live p 15
Lose p 28
Lost p 26, 28, 29
Made p 26, 28, 29
Mangos p 25
Meat p 31, 40
Meat sauce p 23
Nine hundred p 17
Nurse p 10
Office p 15
Okay p 9, 18, 19, 37
One hundred p 17
One thousand p 17
Operation p 26
Outside p 20
Park p 33
Peach p 40
Pie p 35, 41
Pilot p 10, 11, 12
Pine p 38, 39
Play p 16, 20, 37
Played p 18, 20, 21, 33
Points p 28
Practiced p 18, 20, 21
Presenter p 14
Rainbow p 26, 28
Reads p 16
Reporter p 10, 14
Restaurant p 12, 23
Ride p 33
Ride the bus home p 6
Right p 25
Rocket p 26
Sandals p 25
Saw p 26, 28, 29, 33
Scary p 18, 19, 27
Seafood p 23
Seal p 40
See p 9, 28, 32
Seven hundred p 17
Scientist p 14
Shoes p 25
Sick p 13, 28
Side dishes p 23
Six hundred p 17
Skis p 25
Snowboards p 25
Sorry about that. p 27
Space station p 12, 13
Spaghetti p 23
Stayed p 18, 20, 21
Stuck p 26
Studied p 18, 20, 21
Suits p 25
Table tennis p 26, 27
Take a bath p 4
Teacher p 10, 14
Teaches p 16
Team captain p 26
Tennis match p 28
Three hundred p 17
Tie p 41
Trampoline p 18
Travel p 15
Tree house p 28
Two hundred p 17
Walks p 16
Was p 26, 28, 29, 30, 33, 35, 37
Watched p 18, 20, 21
Went p 2, 3, 4, 30, 33, 35, 37
Were p 26, 28, 29, 33
Won p 26, 27, 28
Work p 12, 13, 15, 16
Writer p 14
Yesterday p 2, 3, 4, 27, 33, 37



CD 1 Audio Track List

Track	Unit	Student Book Section
2	1	Exercise 1. Listen and practice
3	1	Exercise 2. Small Talk
4	1	Exercise 3. Interview your teacher and friends
5	1	Exercise 1. Listen and practice
6	1	Exercise 2. Listen, point, and chant
7	1	Exercise 3. What Time Is It?
8	1	Exercise 1. Listen, chant, and do
9	1	Exercise 3. Action Game
10	1	Exercise 1. Listen, point, and say
11	1	Exercise 2. Listen, number, and write
12	1	Exercise 3. Can you write the words
13	2	Exercise 1. Listen and practice the words
14	2	Exercise 2. Small Talk
15	2	Exercise 3. Interview your teacher and friends
16	2	Exercise 1. Listen and chant in pairs
17	2	Exercise 2. What Do They Do?
18	2	Exercise 1. Listen, chant, and do
19	2	Exercise 3. Job Action Guessing Game
20	2	Exercise 1. Listen, say, and match
21	2	Exercise 2. Listen, say, and number
22	2	Exercise 3. Listen and point

CD 2 Audio Track List

Track	Unit	Student Book Section
2	3	Exercise 1. Listen and practice
3	3	Exercise 2. Ask, Listen, and Comment
4	3	Exercise 1. Listen and practice
5	3	Exercise 2. Listen and chant
6	3	Exercise 3. Listen and practice
7	3	Exercise 4. Verb Game 1
8	3	Exercise 4. Verb Game 2
9	3	Exercise 1. Listen and read
10	3	Exercise 2. Listen and circle
11	3	Exercise 4. Ordering in a Restaurant
12	3	Exercise 1. Listen, read, and practice
13	3	Exercise 2. Listen and check
14	3	Exercise 3. Listen and circle the words
15	3	Exercise 4. In the Shopping Mall
16	4	Exercise 1. Listen and practice
17	4	Exercise 1. Listen, say, and do
18	4	Exercise 2. Small Talk
19	4	Exercise 3. Check Your Chores
20	4	Exercise 1. Listen and practice
21	4	Exercise 2. Listen and chant
22	4	Exercise 1. Listen and chant with actions
23	4	Exercise 3. What Are They Doing Now?
24	4	Exercise 1. Listen, point, and say
25	4	Exercise 3. Spelling Bee
26	4	Exercise 1. Listen, point, and practice
27	4	Exercise 2. Listen and circle
28	4	Exercise 3. Listen and read
29	4	Exercise 5. A Fun Day

CD 3 Audio Track List

Track	Unit	Phonics Practice Section
2	1	Exercise 1. Listen, point, and say
3	1	Exercise 2. Listen to the sound
4	1	Exercise 3. Listen, point, and say
5	1	Exercise 1. Listen and write
6	1	Exercise 2. Read, listen, and say
7	2	Exercise 1. Listen, point and say
8	2	Exercise 2. Look at the picture
9	2	Exercise 1. Listen and complete
10	3	Exercise 1. Listen and say
11	3	Exercise 2. Point and say the key words
12	4	Exercise 1. Listen and say
13	4	Exercise 2. Point and say the key words

CD 4 Audio Track List

Track	Unit	Workbook Section
2	1	Exercise 2. Listen to the story
3	1	Exercise 1. Listen and practice
4	1	Exercise 2. Listen and chant
5	1	Exercise 1. Listen to the time
6	1	Exercise 1. Listen and practice
7	1	Exercise 2. Look at the chant
8	1	Exercise 1. Listen and spell the words
9	1	Exercise 1. Listen and practice
10	2	Exercise 1. Listen and practice
11	2	Exercise 1. Listen and practice
12	2	Exercise 1. Listen to the questions
13	2	Exercise 1. Listen and practice
14	2	Exercise 1. Read the chant
15	2	Exercise 1. Listen and practice
16	2	Exercise 2. Listen and check the right box
17	2	Exercise 2. Listen and circle the numbers

CD 5 Audio Track List

Track	Unit	Workbook Section
2	3	Exercise 1. Fill in the missing words
3	3	Exercise 1. Listen and practice
4	3	Exercise 1. Listen and practice
5	3	Exercise 1. Listen and write
6	3	Exercise 1. Listen and fill in the missing words
7	3	Exercise 1. Listen and practice
8	3	Exercise 1. Listen and match pictures and letters
9	3	Exercise 1. Listen and practice
10	4	Exercise 1. Listen and match
11	4	Exercise 1. Listen and practice
12	4	Exercise 1. Listen and fill in the chart
13	4	Exercise 1. Listen and draw lines
14	4	Exercise 1. Fill in the missing words
15	4	Exercise 1. Listen and practice the opinions
16	4	Exercise 1. Listen, match, and practice
17	4	Exercise 1. Listen and complete the missing words



7/6 في نهاية العام سيكون الطلاب قادرين على:

الحد الأدنى	By the end of the year students will be able to:	الرمز
×	Recognise and produce the consonant sound for <i>ph</i> as in "photo", <i>gh</i> as in "laugh".	1/7/6
×	Recognise and differentiate between the sounds of the <i>s</i> or <i>es</i> endings of third person singular Present Simple, as in "walks", as in "reads" and as in "teaches".	2/7/6
×	Recognise and produce long vowels: <i>ea</i> as in "teacher", <i>ee</i> as in "tree", <i>i_e</i> as in "rice", <i>ie</i> as in "pie", <i>ay</i> as in "play", <i>ai</i> as in "train".	3/7/6
×	Recognise and produce some English digraphs: <i>oa</i> as in "goat" and <i>ow</i> as in "yellow", <i>ou</i> as in "mouth" and <i>ow</i> as in "brown", <i>ow</i> as in "window" and <i>ow</i> as in "town", <i>ere</i> as in "where", <i>air</i> as in "hair" and <i>ear</i> as in "wear".	4/7/6
×	Recognise and produce some English digraphs: <i>oi</i> as in "oil" and <i>oy</i> as in "toy".	5/7/6
×	Recognise and produce long vowels and the <i>schwa</i> sound as in "car", as in "forty", as in "brother".	6/7/6
×	Recognise and produce long vowels: <i>u</i> as in "huge" and <i>ue</i> as in "barbecue", <i>ur</i> as in "purse" and <i>ir</i> as in "bird".	7/7/6
	Recognise and produce consonant endings: <i>nk</i> as in "bank", <i>ng</i> as in "spring", <i>ck</i> as in "clock", <i>nd</i> as in "sand", <i>nt</i> as in "tent".	8/7/6
	Recognise and produce the consonant blends: <i>sk</i> as in "skate", <i>sq</i> as in "square" and <i>sc</i> as in "scarf".	9/7/6
×	Recognise the silent <i>gh</i> as in "night" and the silent <i>k</i> as in "knee".	10/7/6
×	Ask questions using What, Who, Where, Why, Whose.	11/7/6
×	Identify countable and uncountable nouns (some - any) and ask and answer about quantity using <i>How much</i> and <i>How many</i> .	12/7/6
×	Identify and talk about family and friends using the verb <i>to be</i> (Affirmative, Negative, Questions, Short Answers), the verb <i>to have</i> and possessive adjectives, <i>can/can't</i>	13/7/6
×	Tell the time (o' clock, half past, a quarter to, a quarter past).	14/7/6
×	Talk about everyday activities using the Present Simple (Affirmative - Questions - Short answers - Negative) and adverbs of frequency (always, sometimes, never).	15/7/6
×	Talk about occupations.	16/7/6
×	Talk about activities happening at the moment of speaking using the Present Progressive (Affirmative - Negative - Questions - Short answers).	17/7/6
×	Talk about sports and household chores.	18/7/6
×	Describe location (on, in, under, next to, between, opposite, in front of, behind).	19/7/6
×	Talk about possession using possessive pronouns (mine, yours, his, hers), <i>Whose</i> and the Possessive Case ('s).	20/7/6
×	Talk about different items in a house using <i>There is / There are</i> .	21/7/6
×	Identify and talk about food.	22/7/6
	Order at a restaurant using <i>I'd like</i> .	23/7/6
	Give directions.	24/7/6
×	Talk about rules using the imperative.	25/7/6
	Use subject and object personal pronouns (I, you, he, etc. / me, you, him, etc.).	26/7/6
×	Identify places in a town using the Past Simple of the verb <i>to be</i> .	27/7/6
×	Talk about the different times of the day (in the afternoon, in the evening).	28/7/6
	Use prepositions of time (in, on, before, at, after).	29/7/6
×	Talk about the past and describe past experiences using the Past Simple of the verb <i>to be</i> and <i>There was / There were / There wasn't / There weren't</i> .	30/7/6
	Talk about past activities and events (Past Simple of regular and irregular verbs).	31/7/6
	Make comparisons, e.g. people, animals, using the comparative and superlative form.	32/7/6
	Talk about future plans using <i>going to</i> .	33/7/6
	Use conjunctions (because, and, but).	34/7/6
	Use intensifiers (so, very).	35/7/6
×	Follow a simple text while listening to the audio recording.	36/7/6
	Understand the main idea and/or basic information in short monologues or dialogues.	37/7/6
×	Read and count cardinal numbers to 1000.	38/7/6
×	Read and comprehend simple sentences and simple texts.	39/7/6
×	Read simple illustrated stories.	40/7/6
×	Recognise basic rules of punctuation.	41/7/6
	Understand the main idea and specific information in short simple texts.	42/7/6
	Associate verbal with visual information.	43/7/6
×	Apply basic rules of punctuation (e.g. use capital letters, full stops, question marks, exclamation marks).	44/7/6
×	Write short simple words/phrases to complete a paragraph.	45/7/6
×	Write simple sentences to convey personal information.	46/7/6
×	Write short answers to simple questions.	47/7/6
×	Use the definite and indefinite article (a/an/the).	48/7/6
	Link ideas with <i>and, then</i> .	49/7/6

Term

2



WORKBOOK
3

WE CAN!



وزارة التعليم
Ministry of Education
2023 - 1445

Mc
Graw
Hill



Contents

Workbook		
Unit 1	Yesterday and Today	51
Unit 2	Jobs	59
Unit 3	Fun on the Weekend	67
Unit 4	Life's Ups and Downs	75

We Can! Workbook 3

We Can! Copyright © 2009 by McGraw-Hill Education

Adaptation Copyright © 2024 by McGraw-Hill Education (UK) Limited

Published by arrangement with McGraw Hill LLC

ALL RIGHTS RESERVED. NO PART OF THIS BOOK MAY BE REPRODUCED OR TRANSMITTED IN ANY FORM OR BY ANY MEANS, ELECTRONIC OR MECHANICAL, INCLUDING PHOTOCOPYING, RECORDING OR BY INFORMATION STORAGE AND RETRIEVAL SYSTEMS, WITHOUT PERMISSION IN WRITING FROM MCGRAW HILL.

ISBN: 9781398939752

Series consultant: Mayumi Tabuchi

Project manager: Judy MacDonald, **Development editor:** Steve Longworth, **Editor:** Anne Tseng

Production manager: Alfonso Reyes, **Designers:** Peter Shaw and Kate Vandestadt



www.mheducation.com

© 2024. Exclusive rights by McGraw-Hill Education (UK) Limited for manufacture and export. This book cannot be re-exported from the country to which it is sold by McGraw-Hill Education (UK) Limited.

وزارة التعليم

Ministry of Education

2023 - 1445

Unit 1 Yesterday and Today



Goal 33 - Yesterday and Today: Finding Out Time

I can tell the time from one o'clock to twelve o'clock (on the hour).

Name _____ Class _____

1 Point and practice saying the time.



2 Listen to the story. Write and draw the time.



1. Yesterday,
I got up
at ____ a.m.



2. Yesterday,
I got up
at ____ a.m.




3. Yesterday,
I got up
at ____ a.m.



4. Yesterday,
I got up
at ____ a.m.



Quiz



Which is sweeter,
a watermelon or
a lemon?



Goal 34 - Yesterday and Today: Finding Out Time

I can ask about bedtime using *usually* and *yesterday*.

Name _____ Class _____



1 Listen and practice. Copy.



1. A: What time do you usually go to bed?

B: I usually go to bed at 9 o'clock.



2. A: What time did you go to bed yesterday?

B: Yesterday, I went to bed at 9:30.




2 Read the questions and write your own answers.

1. What time do you usually go to bed?

2. What time did you go to bed yesterday?



Quiz



Which is faster, a fox or a goat?



Goal 35 - Yesterday and Today: Grammar in Action

I can say two past tense sentences using *yesterday*.

Name _____ Class _____



1 Read and practice.

get up - got up

go to bed - went to bed

eat lunch - ate lunch

come home - came home

take a bath - took a bath

do my homework - did my homework

2 Listen and chant.



I usually eat lunch at twelve o'clock.

Yesterday, I ate lunch at one o'clock.

I usually come home at three o'clock.

Yesterday, I came home at three thirty.

I usually do my homework at five thirty.

Yesterday, I did my homework at eight thirty.

I usually take a bath at eight o'clock.

Yesterday, I took a bath at six thirty.

3 Write the past tense forms.

1. I take a bath.

I _____.

2. I do my homework.



I _____.

Quiz



Which is faster, a fly or a snail?



Goal 36 - Yesterday and Today: Grammar in Action

I can look at a clock and say what time it is.

Name _____ Class _____



1 Read and practice.

one o'clock two o'clock three o'clock four o'clock
 five o'clock six o'clock seven o'clock eight o'clock
 nine o'clock ten o'clock eleven o'clock twelve o'clock

2 Listen to the time and draw hands in the clocks.



3 Can you read the time?

1.

2 : 20

2.

1 : 40

3.

3 : 10

4.

5 : 20

5.

6 : 30

6.

7 : 50

Quiz



Which has more stripes, a zebra or a watermelon?



Goal 37 - Yesterday and Today: Rhythms and Reading

I can chant the *What Time Do You Do It?* chant.

Name _____ Class _____



1 Listen and practice. Match with the clocks.



At six o'clock,
I jump out of bed
And brush my teeth.



a.



At one o'clock,
I finish school
And ride the bus home.



b.



At two o'clock,
I eat my lunch
And meet my friends.



c.



At ten o'clock,
I jump into bed
And dream a lot!



d.



Missing Letter Quiz



An ___pple is a fruit.



Goal 38 - Yesterday and Today: Rhythms and Reading

I can point to and read the *What Time Do You Do It?* chant by myself.

Name _____ Class _____



1 Read and do. Use the pictures on page 6 of your Student's Book for hints.


jump out of bed brush teeth eat lunch
sit with friends finish school ride a bike

2 Look at the chant on page 6 of your Student's Book. How many times can you read it in one minute?



Rewrite the *What Time Do You Do It?* chant. Change the times and activities. Write about your day.

Missing Letter Quiz



A ___anana is a yellow fruit.





Goal 39 - Yesterday and Today: Phonics

I can say, spell, and write words that end in ng; spring, nk; think, ck; clock.

Name _____ Class _____



1 Listen and spell the words.



1. _____



4. _____



2. _____



5. _____



3. _____



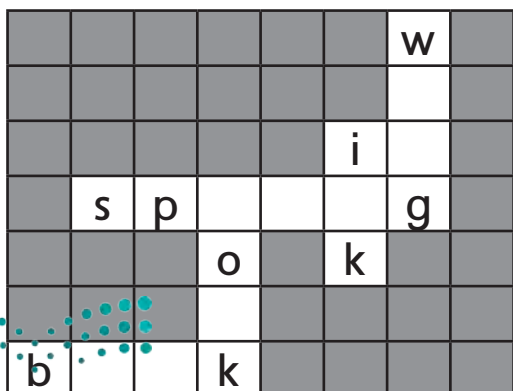
6. _____



2 Read and answer the questions. Circle Yes or No.

- | | | |
|---|-----|----|
| 1. Do you think rock climbing is dangerous? | Yes | No |
| 2. Did you eat chocolate yesterday? | Yes | No |
| 3. Did you drink a lot of water yesterday? | Yes | No |
| 4. Is an elephant white? | Yes | No |
| 5. Do birds have wings? | Yes | No |
| 6. Is there a clock in your classroom? | Yes | No |

3 Crossword puzzle. Write five words.



Missing Letter Quiz



I have a cute c__t as a pet.



Goal 40 • Yesterday and Today: Phonics

I can write one word starting with each of the following, sh, ch, ph, and wh, and read them.

Name _____ Class _____



1 Listen and practice. Match with the pictures.






SH says sh, sh, sheep, ship, shark.

CH says ch, ch, cheese, chocolate, cherry.

PH says ph, ph, phone, photo, elephant.

WH says wh, wh, white, whale, whistle.



2 Write two words starting with the letters.

SH _____

CH _____

PH _____

WH _____

Missing Letter Quiz



A do__phin can swim very fast.

Unit 2 Jobs



Goal 41 - Jobs: Finding Out Time


I can do an interview about jobs with a partner.

Name _____ Class _____

1 Listen and practice.



A What's your dad's name?
What does he do?



B My dad's name's Omar.
He's a pilot.

A What's your mom's name?
What does she do?



B My mom's name's Fatima.
She's a teacher.

2 Unscramble the letters and write the words.

- 1. or - o - c - d - t
- 2. oo - k - c
- 3. t - o - i - l - p
- 4. ch - ea - t - er
- 5. st - r - a - o - t - n - au
- 6. er - v - d - i

Missing Letter Quiz

An ___el is a long fish (like a snake).



Goal 42 - Jobs: Finding Out Time
















I can say my dad's job.

Name _____ Class _____



1 Listen and practice. Match with the pictures.




teacher					doctor
firefighter					cook
astronaut					nurse
housewife					pilot
engineer					diver
architect					reporter
lawyer					
businessman					
computer technician					

2 Write about your dad's, your uncle's, or your brother's job.

My dad _____

My brother/uncle _____

Missing Letter Quiz



___lamingoes are pink.



Goal 43 - Jobs: Grammar in Action

I can chant the *Space Station Crew* chant.

Name _____ Class _____

1 Listen to the questions and say the answers.



Space Station Crew

Who's he? He's Abdullah.

What does he do? He's the pilot.

Where does he work? In a station.

In the train station? No, the space station!

Who's he? He's Faisal.

What does he do? He's a doctor.

Where does he work? In a hospital.

In the city hospital? No, in the space hospital.

Who are they? They're Ali and Omar.

What do they do? They're the cooks.

Where do they work? In a restaurant.

In the fast-food restaurant?

No, the space restaurant.



Missing Letter Quiz



___orillas live in Africa.



Goal 44 • Jobs: Grammar in Action

I can say two jobs and what they do.

Name _____ Class _____



1 Listen and practice. Fill in the number of the matching photos.



1. A doctor helps sick people and works in a hospital.
2. A pilot flies airplanes and works in an airport.
3. A scientist studies things. He works in a laboratory.
4. A cook cooks food. He works in a restaurant.
5. An architect designs buildings. He works in an office.



2 Choose three jobs and write sentences like the sentences in Exercise 1.

Quiz



Which is faster, a dolphin or a turtle?





Goal 45 • Jobs: Rhythms and Reading

I can point to and read the *Jobs* chant by myself.

Name _____ Class _____

1 How many times can you read *Jobs* in one minute?



When I grow up, I want to be a designer.

When I grow up, I want to be a baker.

When I grow up, I want to be a TV reporter.

When I grow up, I want to be a scientist.

When I grow up, I want to be a writer.


When I grow up, I want to be a doctor.

When I grow up, I want to be a presenter.

When I grow up, I want to be a teacher.



2 Copy the underlined sentences.



Missing Letter Quiz



A ___et is faster than a helicopter.



Goal 46 • Jobs: Rhythms and Reading

I can talk about what someone wants to be when he/she grows up.

Name _____ Class _____



1 Listen and practice. Match with the pictures.



When I grow up,
I want to be
a computer
programmer.

When I grow up,
I want to be
an engineer.

When I grow up,
I want to be a
businessman.

When I grow up,
I want to be a cook.



2 Write about what you want to be when you grow up.

When I grow up, I _____

or maybe _____

But most of all, I _____



Missing Letter Quiz



A lemo__ is a yellow and sour fruit.




Goal 47 - Jobs: Phonics


I can spell and write words with kn; knife, gh; night and verbs ending in s or es.

Name _____ Class _____



1 Say, spell, and write the words.



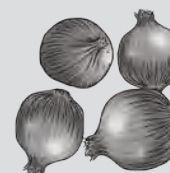


2 Listen and check the right box.



	1 /z/ reads	2 /s/ walks	3 /iz/ teaches
sleeps		✓	
eats			
brushes			✓
comes			
washes			
cleans			
plays			
watches			
goes			
catches			

Missing Letter Quiz



___nions can make you cry when you cut them.



Goal 48 - Jobs: Phonics

I can count up to one thousand.

Name _____ Class _____



1 Read and write the chant on page 17 of your Student's Book using numbers.

I like to count the stars at night

10 at a time,

10, 20, ...

2 Listen and circle the numbers.



100 250 780 320 410 670
830 940 1000 800 200 500



Quiz



Which is bigger, an ant or an elephant?

Unit 3 Fun on the Weekend



Goal 49 - Fun on the Weekend: Finding Out Time

I can ask a partner about his or her weekend and get the answers.


Name _____ Class _____



1 Fill in the missing words. Then listen and check.



A What did you do over the weekend?



A That's _____.


A That's _____.

A That's _____.

B I _____ my room.

B I _____ on the phone.

B I _____ computer games.



boring, fantastic, great

cleaned, spoke, played

2 Read and practice.

- | | |
|--------------------|-------------------------|
| 1. clean - cleaned | 2. practice - practiced |
| 3. watch - watched | 4. kick - kicked |
| 5. play - played | 6. study - studied |
| 7. cook - cooked | 8. stay - stayed |

3 Write A, B, or C.



- A: A DVD about sharks is ... good for you.
- B: A big breakfast is ... scary.
- C: A trampoline is ... fun.



Goal 50 • Fun on the Weekend: Finding Out Time

I can listen to someone's answer about what he or she did over the weekend and make a comment.

Name _____ Class _____



1 Listen and practice.



1. That's fantastic!



2. That's great!



3. That's okay.



4. That's boring.



5. That's scary!



2 Read and write your comments.

1. Asma watched a documentary about sharks.

2. Fahad kicked a ball for three hours.

3. Amal studied for two hours.

4. Imad cooked breakfast.

5. Rana practiced English for three hours.

3 Write A, B, or C.



A: They ... computer games.

watched

B: She ... a documentary.

played

C: I ... my room.

cleaned



Goal 51 • Fun on the Weekend: Grammar in Action

I can say the past form of six regular verbs.

Name _____ Class _____

1 Listen and practice.



1. Add t, t, t, t.

1. practiced 2. watched 3. cooked 4. kicked

2. Add d, d, d, d.

1. cleaned 2. stayed 3. played 4. studied

2 Write the sentences in the past tense.

1. I practice English every day.

Yesterday _____
_____.

2. Sabah cooks a big breakfast every day.

Yesterday _____
_____.

3. Fahad kicks a football every day.

Yesterday _____
_____.

4. We stay at home every day.

Yesterday _____
_____.



3 Write A, B, or C.



A: Saeed ... a ball. played

B: Jim ... basketball. studied

C: He ... math. kicked



Goal 52 • Fun on the Weekend: Grammar in Action

I can say two things that I did over the weekend.

Name _____ Class _____



1 Listen and write the numbers in the squares.



2 Read the sentences and circle A or B about yourself.

A = So did I. B = I didn't.

- | | | |
|--|---|---|
| 1. Ali watched a DVD over the weekend. | A | B |
| 2. They cleaned the car over the weekend. | A | B |
| 3. You played outside over the weekend. | A | B |
| 4. Abdullah studied a little over the weekend. | A | B |
| 5. Imad watched TV for three hours last night. | A | B |
| 6. Fahad practiced skating last week. | A | B |
| 7. Mohammed kicked his new football. | A | B |
| 8. Fatimah cooked dinner last night. | A | B |

3 Write A, B, or C.

- A: Pete cooked breakfast because he was ... sick.
- B: Sahar stayed home because she was ... hungry.
- C: I cleaned my room because it was ... messy.





Goal 53 • Fun on the Weekend: Reading and Writing

I can read, ask, and answer questions with *How many* and *How much* and make sentences with *some* and *any*.

Name _____ Class _____



1 Listen and fill in the missing words.



much many

- How _____ flour do we need to make a cake? 3 cups.
- How _____ eggs do we need? I think we need 4 eggs.
- How _____ tomatoes are there in the fridge? 6 tomatoes.
- How _____ milk do you drink in the morning? About 2 cups.
- How _____ apples do we need for the apple pie? I don't know.

some any

- We have _____ sugar, but we don't have _____ milk.
- We have _____ apples, but we don't have _____ bananas.
- There is _____ orange juice in the kitchen.
- There isn't _____ oil in the bottle.
- There are _____ chocolates in the box.

2 Write A, B, or C.



- A: How much ... tomatoes do we need?
 B: How many ... milk do we need?
 C: How much ... cheese do we need?

Goal 54 • Fun on the Weekend: Reading and Writing

I can read an English menu and order at a restaurant.

Name _____ Class _____



1 Listen and practice. Fill in the missing words.



What _____ you like?

I'd like a _____ and _____ please.

Sure. Just a _____.

2 Use the example in Exercise 1 and write your own dialogues.

1. What _____ you like?


_____ and _____.

Sure. _____.

2. _____ you like?

I'd like _____ and _____.

_____. Just a _____.



3 Write A, B, or C.



A: A dish is sometimes ...

round.

B: The moon is sometimes ...

oval.

C: A spoon is usually ...

square.



Goal 55 • Fun on the Weekend: Phonics

I can say, read, and write words ending in *nd* and *nt*.

Name _____ Class _____



1 Listen and match pictures and letters. Then write the words.



nd nt



2 Fill in the missing words and chant.

There is sand all around,
There is _____ in my _____.
Golden sand in the sun!
There's a _____ on the _____,
There's a _____ on the sand.
Golden sand in the _____!

3 Write A, B, or C.



- A: Most plants are ... yellow.
- B: I don't like black ... green.
- C: The sand is ... paint.



Goal 56 • Fun on the Weekend: Phonics

I can read English store signs in town.

Name _____ Class _____



1 Listen and practice.




1. Billy Goats Suits and Coats
2. Blue Cow Shoes
3. Juicy Fruits
4. Snow Go!



2 Match with the pictures.

1. suits and coats _____
2. books and magazines _____
3. boots and shoes _____
4. fruits and vegetables _____
5. ice cream and drinks _____
6. sandwiches and burgers _____



3 Write A, B, or C.



A: You can buy sandals at ...

B: You can buy mangos at ...

C: You can buy a snowboard at ...

a sports store.

a fruit store.

a shoe store.

Unit 4 Life's Ups and Downs



Goal 57 • Life's Ups and Downs: Finding Out Time

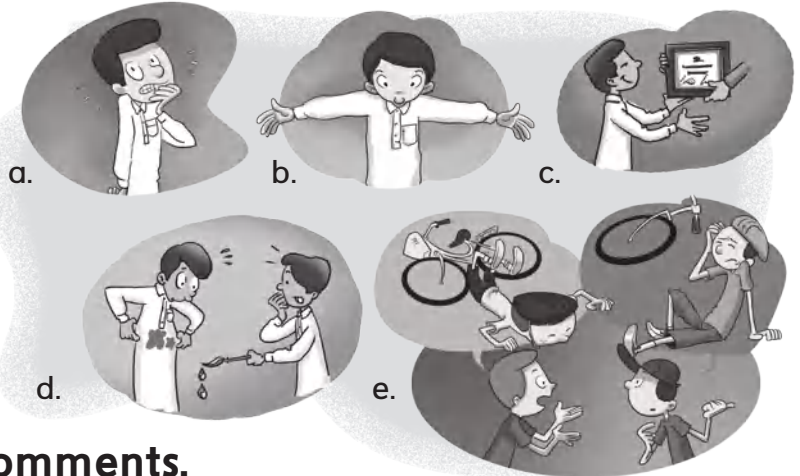
I can talk about a good or a bad thing that happened to me in the past.

Name _____ Class _____

1 Listen and match.



1. Congratulations! _____
2. So did I. _____
3. How strange! _____
4. Sorry about that. _____
5. How scary! _____



2 Read and write your comments.

1. I won a table tennis game.

2. I saw a beautiful shooting star.

3. We lost a basketball game 20 to 8.

4. We were stuck in a train.

3 Write A, B, or C.



A: I ... my leg.


B: I ... a cold.

C: I ... first place in a race.

caught

got

broke



Goal 58 • Life's Ups and Downs: Finding Out Time

I can quickly make comments about what happened in the past.

Name _____ Class _____



1 Listen and practice.



Good things

I saw a UFO / some balloons in the sky / a hang glider / a big bird.

I tried cooking for the first time / snowboarding / volleyball.

I went to an art gallery / a big festival / Australia.

Bad things

I broke my leg / my arm / my finger.

I had an operation / a bad cold / a fight.

I lost a football game / a race / a computer game.

2 Write one good thing and one bad thing that happened to you last year.

Good thing

Bad thing

3 Write A, B, or C.



A: It's May 17th today. Yesterday was ... 2022.

B: It's July this month. Last month was ... June.

C: It's 2023 this year. Last year was ... May 16th.

Goal 59 • Life's Ups and Downs: Grammar in Action

I can say the past form of six irregular verbs.

Name _____ Class _____



1 Listen and fill in the chart.



Present	Past	Present	Past
1.	won	2. get	
3. see		4.	was
5.	made	6. lose	
7. catch		8.	had
9.	broke	10. are	

2 Read and write your feelings about the good and bad things.

1. I won a basketball game 6 to 0.

2. I was team leader.

3. We lost a tennis match 3 to 0.

4. My uncle had an operation.

5. We were stuck in an elevator.

Hints:

I was happy.

I was sad.

I was scared.

I was worried.

I was excited.

3 Write A, B, or C.



A: I won ...

a game.

B: I lost ...

my leg.

C: I broke ...

my keys.



Goal 60 • Life's Ups and Downs: Grammar in Action

I can say two sentences using past tense irregular verbs.

Name _____ Class _____



1 Listen and draw lines.



Subjects	Past tense irregular verbs	Objects
1. I	got	a trophy.
2. My brother	made	a UFO.
3. My sister	won	a window.
4. Mom	caught	a cold.
5. Dad	broke	a race.
6. Grandpa	saw	a rocket.

2 Write two sentences about yourself using *yesterday* / *last week* / *last month* / *last year*.

1. _____

2. _____

3 Write A, B, or C.



A: A rainbow has seven ...

legs.

B: A fish has no ...

windows.

C: A house has some ...

colors.



Goal 61 • Life's Ups and Downs: Reading and Writing

I can read and write the *My Brother Khaled* chant in the past or present tense and add my own pictures.

Name _____ Class _____



CD5 14

- 1 Fill in the missing words with past tense verbs. Then listen and check.

My Brother Khaled

My Brother Khaled

_____ to the cupboard,

To find something to eat.

But when he _____ there,

The cupboard _____ bare,

And so he _____ nothing to eat.

He _____ to the grocer's,

To buy some fruit and milk.

But when he _____ back,

He _____ holding

an empty brown bag.

Poor Khaled!



Hints:
was
went
had
came
got



- 2 Write A, B, or C.



A: My Brother Khaled wasn't ...

B: He didn't get ...

C: There was nothing in ...

any food.

the cupboard.

happy.



Goal 62 • Life's Ups and Downs: Reading and Writing

I can use *some* and *any* in sentences and write a new chant.

Name _____ Class _____



1 Listen and practice the opinions.



I think this chant is ...
easy / exciting / funny / great.

2 Change the words and write your own chant. Draw a picture. Add an opinion. What did you cook?

We had some _____,
but we didn't have any _____.

We had _____,
but we didn't have _____.

We had _____,
but we didn't have _____.

We had _____,
but we didn't _____.

We had some _____,
so we cooked _____.

3 Write A, B, or C.



- A: You put some ... in a cupboard. tennis
- B: They sell some ... at the grocer's. dishes
- C: You play ... but you eat fruit. fruit



Goal 63 • Life's Ups and Downs: Phonics

I can say, read, and write words with *f*, *ph*, and *gh*.

Name _____ Class _____



1 Listen, match, and practice.



f ph gh



2 Read and put in the correct order. Then check with a partner.

Don't laugh! _____

But it's lots of fun! _____

Enough! 1

I know it's tough! _____

3 Write as many words as you can.

f	ph	gh

4 Write A, B, or C.



A: August is ... money.

B: A coin is ... a season.

C: Autumn is ... a month.



Goal 64 • Life's Ups and Downs: Phonics

I can read and rewrite a short text using *me, you, him, her, us, them*.

Name _____ Class _____



1 Listen and complete the missing words. Remember to use a capital letter at the beginning of sentences.



our we our us my them us me her he

Yesterday, _____ went to an adventure park. _____ father drove _____ there.

_____ sister and I saw some friends from school and played with _____. Then we went on rides with _____ parents. It was great fun!



After the rides, Dad got _____ a burger. My sister didn't want one, so _____ got _____ an ice cream. We were really good, so Dad promised to take _____ again next week. I can't wait!

2 Write 3 sentences about an outing with your family.

(where you went) _____

(what you did there) _____

(what someone got you) _____

3 Write A, B, or C.



A: Tell ...

B: The children played with ...

C: He drove ...

them.

us there.

me a story, please.